



Welcome to Download Destination -
Your Destination for Downloadable Media.

Downloading to Overdrive with your Mobile device

(Apple iPod touch, iPhone, iPad, Android, Blackberry and Windows Phone 7)

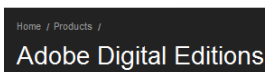


To get started, you will need to download Overdrive Media Console and Adobe to your device

www.overdrive.com/software/omc



www.adobe.com/products/digitaleditions



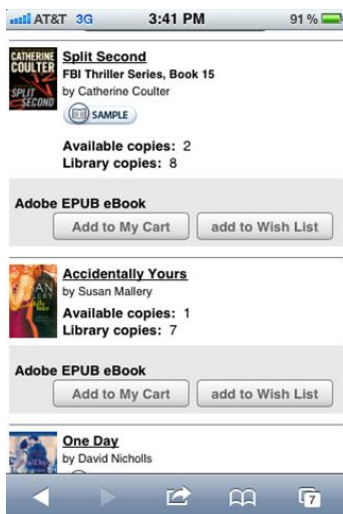
To open Adobe EPUB eBooks, you will need to authorize your device.

- Open Overdrive Media Console.
- Select Manager > Settings.
- Under 'Adobe Account', select 'Activate with Adobe ID'.
- Enter your Adobe ID (email address) and password. (If needed, get an Adobe ID.)
- Click 'Activate'.

1. You can now begin browsing on your device at <http://tln.lib.overdrive.com>



2. When you find the title you would like, you can **add it to cart**



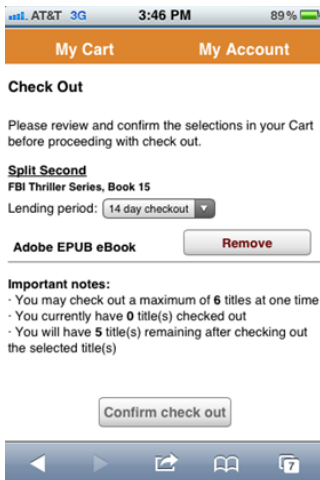
3. You can **continue Browsing** or **Proceed to Check Out**



4. You will be prompted to sign into your account with you library card and pin. You will need to select Garden City Public Library first.



5. You will then be prompted to confirm your checkout. This is where you will see the lending period which is 14 days



6. You are ready to download your eBook



7. Select **Download Now**



Your book should be loaded on your device and ready to read

